

LIGHTING PILOT LIGHTS

IF A PILOT LIGHT REPEATEDLY GOES OUT or is difficult to light, there may be a safety problem. **DO NOT** try to fix the problem yourself.

YOU ARE TAKING THE RISK of starting a fire or an explosion if you attempt to light a pilot light yourself. **IT IS STRONGLY RECOMMENDED** that only a qualified professional light any pilot light that has gone out.

APPLIANCE MAINTENANCE



LEAVE IT TO THE EXPERTS. Only a qualified professional has the training to install, inspect, service, maintain, and repair your appliances. Have your appliances and propane system inspected just before the start of each heating season.

HELP YOUR APPLIANCES "BREATHE". Check the vents of your appliances to be sure that flue gases can flow easily to the outdoors; clear away any insect or bird nests or other debris. Also, clear the area around your appliances so plenty of air can reach the burner for proper combustion.

DO NOT TRY TO INSTALL, MODIFY OR REPAIR valves, regulators, connectors, controls, or other appliance and cylinder/tank parts. Doing so creates the risk of a gas leak that can result in property damage, serious injury, or death.

HAVE OLDER APPLIANCE CONNECTORS INSPECTED. Certain older appliance connectors may crack or break, causing a gas leak. If you have an older appliance, have a qualified professional inspect the connector. Do not do this yourself, as movement of the appliance might damage the connector and cause a leak.

FLAMMABLE VAPORS ARE A SAFETY HAZARD. A pilot light on your propane appliance can ignite vapors from gasoline, paint thinners, and other flammable liquids. Be sure to store and use flammable liquids outdoors or in an area of the building containing no propane appliances.

DON'T RISK IT! If you cannot operate any part of your propane system, or if you think an appliance or other device is not working properly, call your propane retailer or a qualified professional for assistance.



GAS CAN LEAK THROUGH AN OPEN GAS LINE. IF YOU DISCONNECT AN APPLIANCE FROM A GAS LINE OR ARE OTHERWISE AWARE OF AN OPEN GAS LINE, BE SURE TO CONTACT YOUR PROPANE RETAILER OR A QUALIFIED PROFESSIONAL TO CLOSE, CAP OR PLUG THE OPEN GAS LINE.

RUNNING OUT OF GAS

DON'T RUN OUT OF GAS, SERIOUS SAFETY HAZARDS, INCLUDING FIRE OR EXPLOSION, CAN RESULT.

If your propane tank runs out of gas, any pilot lights on your appliances will go out. This can be extremely dangerous.

A LEAK CHECK IS REQUIRED.

Many states require the propane system to be checked for leaks before turning on the gas. Contact your propane retailer or a qualified professional to perform a leak check and turn on the gas.

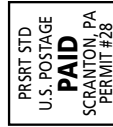


NEVER TURN THE GAS ON AT YOUR PROPANE TANK. CONTACT YOUR PROPANE RETAILER OR A QUALIFIED PROFESSIONAL TO CHECK FOR LEAKS, TURN ON THE GAS, AND TO RE-LIGHT PILOT LIGHTS ON THE APPLIANCES.



IN CASE OF EMERGENCY - CALL 24 HOURS

**NY 845-794-1210
PA 570-828-1700
NJ 973-948-0090**



Combined Energy Services

P.O. Box 333

Thompsonville, N.Y. 12784



IMPORTANT PROPANE SAFETY INFORMATION

© 2018 Propane Education & Research Council | PRC 003121

"Dependable Propane Gas Service Since 1968"



IMPORTANT PROPANE SAFETY INFORMATION

for you and your family



Please read and follow the safety instructions in this brochure. Share this information with your family to help keep everyone safe and to reduce the risk of serious and potentially fatal injury, fire, or explosion.



IF YOU SMELL GAS OR SUSPECT A GAS LEAK

1



NO FLAMES OR SPARKS! Immediately put out all smoking materials and other open flames. Do not operate lights, appliances, telephones, or cell phones. Flames or sparks from these sources can trigger an explosion or a fire.

2



LEAVE THE AREA IMMEDIATELY! Get everyone out of the building or area where you suspect gas is leaking.

3



SHUT OFF THE GAS. Turn off the main gas supply valve on your propane tank, if it is safe to do so. To close the valve, turn it to the right (clockwise).



4



REPORT THE LEAK. Once you are safely away from the gas leak, call your propane retailer right away. If you can't reach your propane retailer, call 911 or your local fire department.

5



DO NOT RETURN TO THE BUILDING OR AREA until your propane retailer, emergency responder, or qualified professional determines that it is safe to do so.

6



GET YOUR PROPANE SYSTEM CHECKED. Before you attempt to use any of your propane appliances, your propane retailer or a qualified professional must check your entire propane system to ensure that it is leak-free.

CAN YOU SMELL IT?

Propane has a foul odor that has been compared to garbage, sewage, a skunk's spray, or a dead animal.

Some people may have difficulty smelling propane. Causes may include:

- Age (older people may have a less sensitive sense of smell)
- The effects of medication
- Medical conditions such as colds, allergies, or sinus congestion
- Alcohol, tobacco, or drugs
- Tobacco smoke, cooking odors, musty or damp smells, and other strong odors

The propane smell may not wake up someone who is sleeping. It may also be in an area of the building where it may not be detected, such as a basement, attic, or garage.

PROPANE GAS DETECTORS

Under some circumstances, you might not smell a gas leak. Propane gas detectors are designed to sound an alarm if they sense propane even if the odorant cannot be detected. It is recommended that you consider installing one or more gas detectors listed by Underwriters Laboratories (UL) in your home. Detectors can provide an extra measure of safety.

Follow the manufacturer's instructions regarding use. If a detector is sounding an alarm, treat it as an emergency and act immediately, even if you do not smell propane. Never ignore the smell of propane, even if no detector is sounding an alarm.

**WHEN IN DOUBT
EVACUATE EVERYONE
CALL 911**

CARBON MONOXIDE AND YOUR SAFETY

WHAT IS CARBON MONOXIDE (CO)?

You can't taste or smell carbon monoxide, but it is a very dangerous gas, produced when any fuel burns. High levels of carbon monoxide can come from appliances that are not operating correctly, or from a venting system or chimney that becomes blocked.

IF YOU SUSPECT CARBON MONOXIDE IS PRESENT, ACT IMMEDIATELY!

- 1 If you or a family member shows physical symptoms of carbon monoxide poisoning, get everyone out of the building and call 911 or your local fire department.
- 2 If it is safe to do so, open windows to allow entry of fresh air, and turn off any appliances you suspect may be releasing carbon monoxide.
- 3 If no one has physical symptoms of carbon monoxide poisoning, but you suspect that carbon monoxide is present, call your propane retailer or a qualified professional to check carbon monoxide levels and your propane equipment.

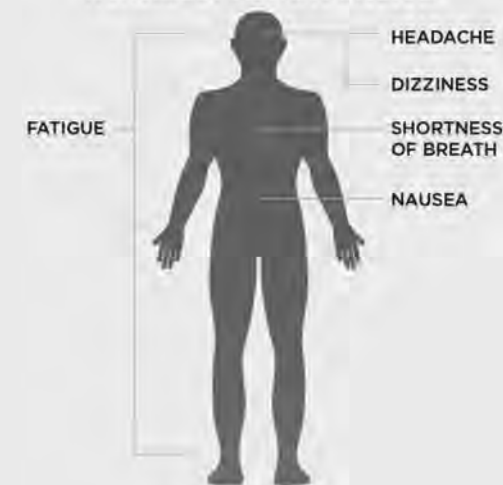
TO HELP REDUCE THE RISK OF CARBON MONOXIDE POISONING:

- Have a qualified professional check your propane appliances and related venting systems annually, preferably before the heating season begins.
- It is recommended that you consider installing carbon monoxide detectors on every level of your home. Follow the manufacturer's instructions regarding use.
- Never use a gas oven or range-top burners to provide heating.
- Never use portable heaters indoors unless they are designed and approved for indoor use.
- Never use a barbecue grill (propane or charcoal) indoors for cooking or heating.
- Regularly check your appliance exhaust vents for blockage.

CARBON MONOXIDE CAN BE DEADLY!

High levels of carbon monoxide can make you dizzy or sick (see below). In extreme cases, it can cause brain damage or death.

SYMPTOMS OF CARBON MONOXIDE POISONING INCLUDE:



SIGNS OF IMPROPER APPLIANCE OPERATION THAT CAN GENERATE HIGH CARBON MONOXIDE LEVELS:

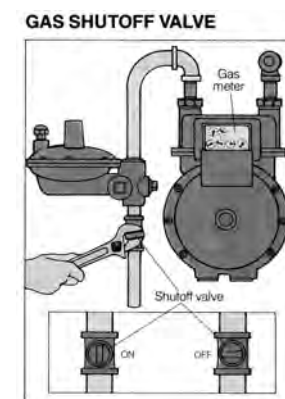
- Sooting, especially on appliances and vents
- Unfamiliar or burning odor
- Increased moisture inside of windows
- Yellow flames

METERED GAS SERVICE SAFETY REMINDERS

WHAT TO DO IF YOU SMELL GAS

- *Get everyone out of the building immediately.*
- *Do not turn on/off any light switches.*
- *Call CES or 911 from a neighbor's phone or a cell phone when outside.*
- *Shut off supply valve before the gas meter.*

Have wrench stored in a specific location where it will be immediately available



Know what's below.
Call before you dig.

Call Dig Safe Nationwide: 811

Call 24 Hours 800-874-1975